

STORAGE BARN

quality · style · value



PUMPKIN PATCH
— MARKET —

Quality Difference



At Pumpkin Patch Market, we believe everyone ought to receive the highest quality experience no matter what. We include you in the design process in order to build the perfect shed with premium construction.

Delivery Made Easy

We can deliver to your desired location and also offer on-site builds



Easily Placed in Your Yard

We use dollies and mules to ensure your structure is placed in your yard with minimal disturbance



Why Work With Us

Additional Unique Services



Onsite Builds

Shed Removals



Gravel Grid Bases



PUMPKIN PATCH

— MARKET —

Welcome to Pumpkin Patch Market, your premier destination for premium outdoor structures and furniture in Northern Indiana with stores in Middlebury and Bourbon. Specializing in sheds, gazebos, pavilions, pergolas, and durable poly furniture, we provide high-quality solutions to enhance your outdoor living spaces. Explore our diverse selection and discover the perfect additions to create your ideal backyard retreat. At Pumpkin Patch Market, we turn your outdoor dreams into reality with craftsmanship and style.

We invite you to browse our website or come visit our store and see all that we have to offer.

Fully Custom Design

Design your custom shed using our 3D Design Builder.



**SCAN AND
START
DESIGNING!**



Shed Types

The Mercer
Page 5



Princeton
Page 6

The Ridgeway
Page 7



Double Wide
Page 8

Two Story
Page 9



Greenhouse
Page 10

The Stanton
Page 11



The Wendel
Page 12

The Tipton
Page 13



The Alpha
Page 14

The Newburg
Page 15



The Dormer
Page 16

The Beverly
Page 17



Shaker Shed
Page 18



The Mercer

STANDARD OPTIONS

1 - 72" Double Barn Door

1 - 24x36 Window

2 - Standard Rectangle Vents

Architectural Shingles or Metal Roof

6' 5" High Walls

2x6 Pressure Treated Floor Joists*

50 Year Flooring

16" On-Center Walls, Roof and Floor Joists

Honeytone or Driftwood Stain

Rafter Ties

Taller Wall Package available as upgrade

ADDITIONAL UPGRADES PAGES 19-25





The Princeton

STANDARD OPTIONS

1 - 36" Prehung Single Door (Swing In)

2 - 30x36 Double Pane Insulated Window

Ridge Vent

Insulated Walls, Roof and Floor

Paneling on Walls and Ceiling

1 - Breaker Box

1 - Interior Light

1 - Light Switch

4 - Tamper Proof Receptacles

50 Year Flooring

1 - Base Board Heater

ADDITIONAL UPGRADES PAGES 19-25





The Ridgeway

STANDARD OPTIONS

1 - 36" Prehung Insulated Door

2 - 8'x7' Garage Doors

1 - 30x36 Window

Designer Metal Accents

2x6 Floor Joists

50 Year Flooring

Single Slope

2x6 Rafters

Rafter Ties

Smartside, Vinyl Or Metal Exterior

ADDITIONAL UPGRADES PAGES 19-25





Double Wide

STANDARD OPTIONS

1 - 36" Prehung Insulated Door

2 - 8'x7' Garage Doors

3 - 24x36 Windows

2x6 12" o/c Floor Joists

50 Year Flooring

2x6 Rafters

Rafter Ties

Smartside, Metal, Or Vinyl Exterior

ADDITIONAL UPGRADES PAGES 19-25





Two Story

STANDARD OPTIONS

1 - 36" Prehung Insulated Door

1 - 72" Double Door

6 - 24x36 Windows

50 Year Flooring

2x6 Floor Joists

2nd Story Loft

Stairs Leading to 2nd Story

6' Deep Porch

2x6 Rafters

Rafter Ties

Smartside, Vinyl, Or Metal Exterior

ADDITIONAL UPGRADES PAGES 19-25





Greenhouse

STANDARD OPTIONS

1 - 36" Single Door with Window

15 24x48 Windows

Standard Polycarbonate Roof

6'5" Walls

50 Year Floor with Luxguard

2' Workbench on either side

ADDITIONAL UPGRADES PAGES 19-25





The Stanton

STANDARD OPTIONS

1 - 72" Double Door

1 - 24x36 Window

2 - Standard Rectangle Vents

Architectural Shingles or Metal Roof

7' 5" High Walls

2x6 Pressure Treated Floor Joists*

50 Year Flooring

16" On-Center Walls, Roof and Floor Joists

7/16" Sheathing on Roof

Rafter Ties

Roof Overhang

ADDITIONAL UPGRADES PAGES 19-25





The Wendel

STANDARD OPTIONS

1 - 72" 4-Lite Double Door

2 - 24x36 Windows

2 - Standard Vents

6'5" High Walls

2x6 Floor Joists

50 Year Flooring

Door Magnets

2 - 4' Lofts

Radiant Heat Barrier

Rafter Ties

ADDITIONAL UPGRADES PAGES 19-25





The Tipton

STANDARD OPTIONS

1 - 72" Double Door

1 - 24x36 Window

2 - Standard Rectangle Vents

Architectural Shingles or Metal Roof

7' 5" High Walls

2x6 Pressure Treated Floor Joists*

50 Year Flooring

16" On-Center Walls, Roof and Floor Joists

7/16" Sheathing on Roof

Rafter Ties

ADDITIONAL UPGRADES PAGES 19-25





The Alpha

STANDARD OPTIONS

1 - 72" Double Fiberglass Doors

1 - 24x36 Window

2 - Standard Rectangle Vents

Architectural Shingles or Metal Roof

6' 5" High Walls

2x6 Pressure Treated Floor Joists*

50 Year Flooring

16" On-Center Walls, Roof and Floor Joists

Radiant Heat Barrier

Luxguard

Rafter Ties

ADDITIONAL UPGRADES PAGES 19-25





The Newburg

STANDARD OPTIONS

1 - 36" Single Door

1 - 8'x7' Garage Door

2 - Windows

1 - 12' Work Bench

1 - 8' Loft

2x6 12" o/c Floor Joists

50 Year Flooring

Radiant Heat Barrier

2 - Standard Vents

Rafter Ties

ADDITIONAL UPGRADES PAGES 19-25





The Dormer

STANDARD OPTIONS

72" Double 4'-Lite Wooden Door

8' Dormer with Windows

2 - 24x36 Windows

50 Year Flooring

2x6 Floor Joists

2- Standard Vents

Rafter Ties

ADDITIONAL UPGRADES PAGES 19-25





The Beverly

STANDARD OPTIONS

36" Single Fiberglass Door

1 - 8x7 Garage Door

1 - 24x36 Window

2 - Standard Rectangle Vents

Architectural Shingles or Metal Roof

7' 5" High Walls

2x6 Pressure Treated Floor Joists*

50 Year Flooring

2x6 12" o/c Floor Joists

Radiant Heat Barrier

Rafter Ties

Luxguard Flooring

ADDITIONAL UPGRADES PAGES 19-25





Shaker Shed

STANDARD OPTIONS

1 - 36" Single Door

50 Year Flooring

Smartside ONLY

Work Bench

Shelving

Metal or Shingle Roof

Rafter Ties

2x4 Floor Joists

ADDITIONAL UPGRADES PAGES 19-25



Design Your Shed

Choose style and type of material

SIDING

Vinyl

- Maintenance-free
- 20+ year lifespan
- Clean elegant look



Designer Metal

- Maintenance-free
- 30+ year lifespan
- High-end look




Painted Smart Siding

- Realistic cedar grain
- Low maintenance
- Biggest color selection



Pick Your Colors

Vinyl Siding




Designer Metal Siding



Painted Smart Siding



Metal Roof



Shingle Roof



Black

Desert

Oyster

Green

Hearth Stone




Heather

Sienna

Weathered

Roof Styles



Shed Style



Barn Style

Available Sizes

Small

100-200 sq ft

8x12 8x16 10x12
10x16 10x20 12x12
12x16

Medium

200-350 sq ft

10x20 12x20 12x24
12x28 14x20

Large

350-550 sq ft

12x32 14x24 14x28
14x32 14x36 14x40

Windows & Doors

Windows



Raised Panel Shutters



24" x 36"



Westbury Raised Panel Shutters



30" x 36" Insulated



Black Metal



Greenhouse Door

Doors



72" Prehung Double



72" Double



72" Prehung Double 9 Lite



72" Double 9 Lite



36" Single 9 Lite



36" Prehung 9 Lite



36" Prehung Single



36" Single



36" Single 4 Lite



72" Double Barn



36" Single Barn



72" Double Metal



36" Single Metal




72" Double Metal



36" Single Metal



72" Double 4 Lite



36" Single 4 Lite



36" Interior

Overhead Garage Doors



Standard Overhead



Carriage Overhead



Standard With Stockton Windows



Carriage With Stockton Windows



Standard With Summerton Windows



Carriage With Summerton Windows

Upgrades

Interior Upgrades



Loft



Workbench



Shelving



Pegboard



Insulation & Paneling



Interior Wall (Cottage)

Exterior Upgrades



Polyramp




Magnetic Door Stop



Vinyl Porch 4' or 6'



**Wood Porch
4' or 6'**



Standard Vent

Additional Upgrades



**12" On-Center
Floor Joists**



50 Year Floor



**Techshield Radiant
Barrier**



Light Switch



Luxguard Flooring



**Spray Foam
Floor**



**Floor
Installation R6**



Breaker Box



Exterior Light



Interior Light



**Tamper Proof or
GFCI Receptical**



Air Conditioner



**Baseboard
Heater**

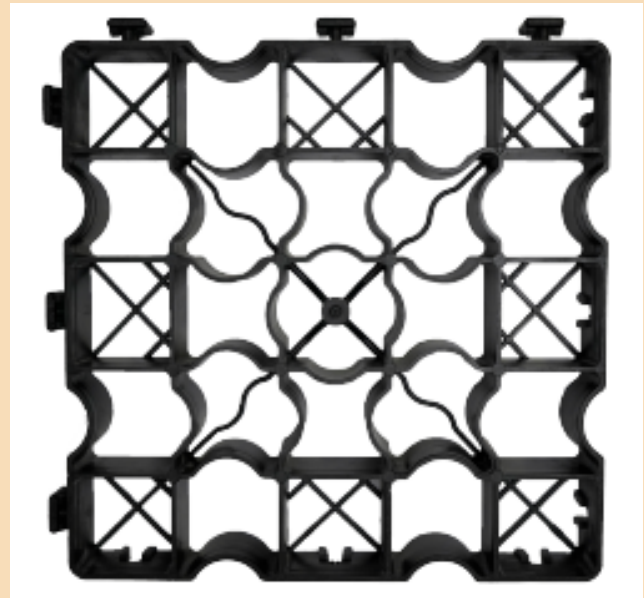
Gravel Grid Base

Ecoraster Grid

Key Facts:

- Excellent water drainage through the surface.
- Durable, non-rotting and weather resistant.
- High stability due to a strong web.
- Frost and UV resistant.
- The light weight interlocking design enables ease and speed of installation.
- 20 year warranty.
- No rodents digging underneath your sheds.
- Don't have to pay taxes on this pad every year because it's not considered permanent.

13"



1 1/2"
thick

13"

Great For:

- Shed Bases
- Driveways
- Walkways



Shed is placed on Limestone Grid Base





10532 US 20
MIDDLEBURY, IN
574-825-3312

10332 SR 331
BOURBON, IN
574-825-3312

WWW.PUMPKINPATCHMARKET.COM



PUMPKIN PATCH
— MARKET —

We'll take care of you before, during, & after

For most companies, warranties are carefully worded documents designed to legally protect them - not their customers. Instead of following standard industry practices, we decided to follow a simple idea instead:

We do whatever it takes to provide the best quality and experience in the industry - before, during and after your purchase.

Before

If you aren't quite sure what you want or need, we'll help you figure out without pressuring you into a sale. In fact - if we think you'll find a better shed elsewhere, we'll tell you.

During

As you design your building, from start to finish, we'll help you design the shed that's perfect for you, without pressuring you - ever. And when we deliver your shed we'll make sure the building is level and set exactly where you want it before we leave. We got your back.

After

After your purchase and delivery, we'll stay in touch occasionally to make sure you are satisfied with your building. We provide the best customer service in the industry. If any questions or issues arise, our team is here to help.

We would be honored if you gave us a try.

